

## MULTIBOND Vinyl, Carpet & Wood Adhesive

### COMPANY INFORMATION

ALLGEMEINE BAU - CHEMIE PHIL., INC.

Address: 10/F Asian Star Building, 2404 Asean Drive,  
Filinvest City, Alabang, Muntinlupa City 1781 Philippines

Tel: (+63 2) 88426891 ■ Fax: (+63 2) 88427146 ■ info@abc.ph ■ www.abc.ph

### PRODUCT NAME

MULTIBOND Vinyl, Carpet & Wood Adhesive

### PRODUCT DESCRIPTION

MULTIBOND is a high strength ready-to-use water-based vinyl, carpet & wood adhesive, suitable for installations of various decorative floor and wall finishes. Its advanced polymer technology ensures high bonding strength - twice the bonding strength of contact cement. Its thick formulation with body allows it to correct minor surface imperfections and fill gaps between the substrate for an even and professional finish.



MULTIBOND is an ABC eco-friendly product which has low Volatile Organic Compound (VOC) levels bearing little or no adverse effects to the environment. Majority of its components are natural and contain no harmful chemical additives & odors, creating a safe living environment for you and your family.

### THE ABC MULTIBOND ADVANTAGE

- Fast & Easy
- Water Resistant
- Odorless & Non-toxic
- Nail free installation
- No shrinkage
- High bonding strength
- Water based



### CLASSIFICATION STANDARD

- ✓ PNS ISO 17178:2014 (PH) Philippine National Standards International Organization for Standardization
- ✓ PNS 994 : 2004 (PH) Philippine National Standards

### TECHNICAL DATA

Dry curing	Parquet	Tensile strength (PNS ISO 17178 : 2014)	1.30 Mpa (Passing: 1 MPa)
	Vinyl	Shear strength (PNS 994 : 2004)	0.55 Mpa (Passing: 0.29 MPa)
Bonding results for wet curing			Good
Base			Water based
Trowelability			Easy to spread
Toxicity			Non-toxic
Application			On substrate only

### SURFACE PREPARATION

The surface must be fully cured, structurally stable and level. Make sure the surface is clean and free from paint & contaminants such as dirt, dust, loose material, oils and chemicals. If needed, acid etch the surface area to be applied (e.g. on existing polished or waxed floors).

### APPLICATION GUIDE

#### 1. Application

Spread MULTIBOND over a clean and dry surface and comb evenly with a recommended notched trowel.

Note: Using a notched trowel will prevent lump formation, as it enhances the adhesive's body to correct minor surface imperfections.



Finishing	Notched Trowel Size
vinyl tiles, linoleum, rubber backed	1.5 x 1.5 mm
wood parquet, wood planks, carpet tiles & other rough finish	

#### 2. Installation

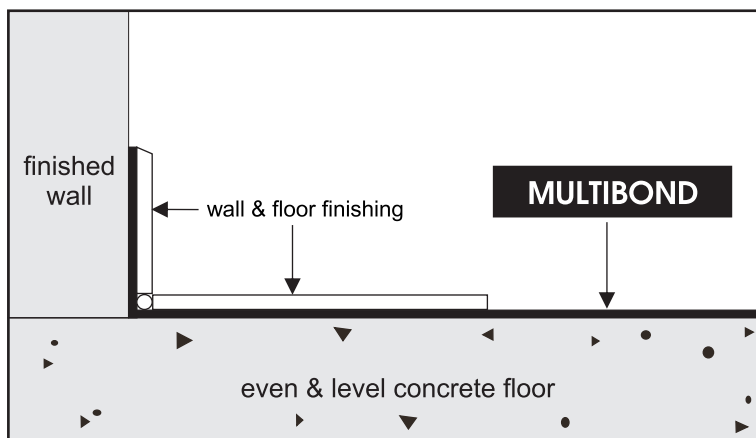
Wait 15 minutes, then positioning each piece of vinyl tile or parquet before tamping with a rubber float.

### COVERAGE



$$4\text{kg MULTIBOND} = 20 - 24\text{m}^2$$

Note: Calculation based using a 1.5mm x 1.5mm notched trowel. Actual consumption is dependent on substrate condition.

### SECTIONAL DETAIL



### DECORATIVE FINISHES



### PACKAGING

4kg plastic container

### STORAGE & SHELF LIFE

When stored in a cool dry place & in its original unopened packaging, Multibond Vinyl, Carpet & Wood Adhesive will remain usable one year from date of manufacture.

### WARRANTY

Due to variety of applications, different working methods and the various properties of bases, we cannot assume responsibility or liability with regard to the application of our products. Our guarantee and liability are restricted to the quality of our products at the time of acceptance of the customer of such products. In no case shall our liability extend beyond replacement of defective products, if any, found at the time of acceptance. For all deliveries and services, our General Sales Condition including warranties stipulated for each case are valid.