

### COMPANY INFORMATION

ALLGEMEINE BAU - CHEMIE PHIL., INC.  
Address: 10/F Asian Star Building, 2404 Asean Drive,  
Filinvest City, Alabang, Muntinlupa City 1781 Philippines  
Tel: (+63 2) 8426891 ■ Fax: (+63 2) 8427146 ■ info@abc.ph ■ www.abc.ph

### PRODUCT NAME

ABC GLAZING GRADE SILICONE SEALANT

### DESCRIPTION

ABC SILICONE SEALANT GLAZING GRADE is a room temperature vulcanizing (RTV) acetic cure sealant with outstanding adhesive strength. Glazing Grade Sealant is suitable for various indoor/outdoor glass assembly applications such as glass to aluminum and other non-corrosive metals, all glass construction such as curtain walls, store fronts, windows, glass blocks & glass cages, double glazing windows, filling gaps around door & window frames, insulation finishing system and sanitary ceramics.

### ADVANTAGES

- ✓ High Modulus
- ✓ Non-slumping
- ✓ Superior adhesion
- ✓ Waterproof
- ✓ Air tight
- ✓ Permanently Elastic
- ✓ Fast Skinning & Curing
- ✓ Weather Resistant
- ✓ High & Low Temperature Resistant



### COLOR

Clear

### CLASSIFICATION STANDARD

- ✓ JIS A 1439 (JP) Japan International Standards
- ✓ JIS K 6249 (JP) Japan International Standards

### TECHNICAL DATA

#### TYPICAL UNCURED PROPERTIES

PROPERTIES	RESULTS
Consistency	Paste
Slump <sup>*1</sup> (20mm) mm	0
Tack - free time <sup>*1</sup> (23°C) min	10
Curing time <sup>*2</sup> (23°C, 50%RH) day	2

#### TYPICAL CURED PROPERTIES<sup>\*3</sup>

PROPERTIES	RESULTS
Appearance	Elastic rubber
Density (23°C) g/cm <sup>3</sup>	1.00
Hardness (Type A)	22
Tensile Strength MPa	1.9
Elongation %	500

Test Method \*1: JIS A 1439 \*2: 5mm thickness \*3: JIS K 6249  
Typical property data values should not be used as specifications.

### SURFACE PREPARATION

The surface that will be in contact with the sealant must be clean, dry and free of paint & other contaminants such as dirt, dust, rust, loose material, oils and chemicals. Non-porous substrates should be cleaned with a solvent and a clean, dry lint-free cotton cloth. Remove residual solvent using a new cloth before it evaporates.

**TIP:** Protect surrounding areas with masking tape to ensure a clean & professional application. Remove tape before sealant dries.



### APPLICATION

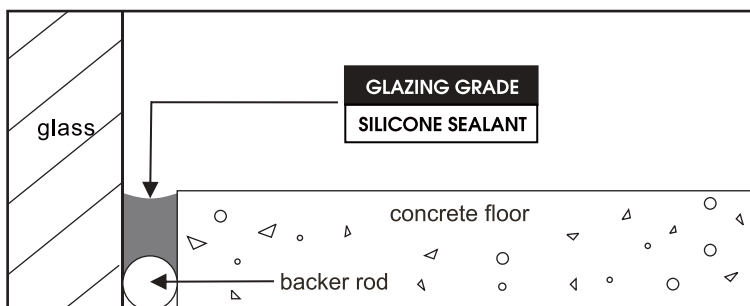
1. Use a standard caulk gun to dispense the sealant. Hold the caulk gun at a 45° angle while pulling the gun towards your self.
2. Tool immediately using a spatula or wet your finger with soapy water to further push the sealant into the gap, to smoothen out the seam and to ensure proper bonding. Sealant will begin to skin on the exposed surface after 20 - 40 minutes and curing will progress inward.

**TIP:** For very deep joints, insert a foam backer rod prior to sealant application. This will lessen the sealant's consumption by controlling its depth.

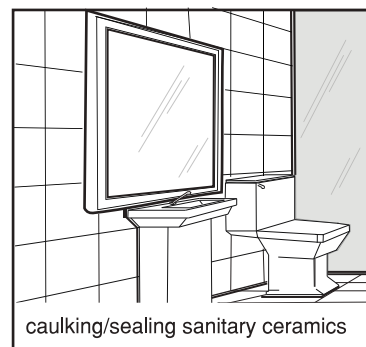
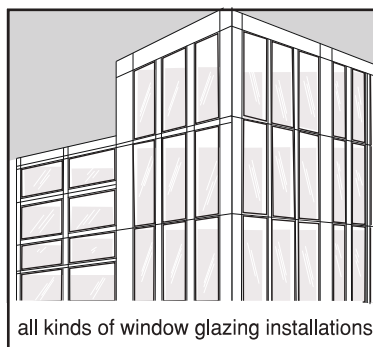

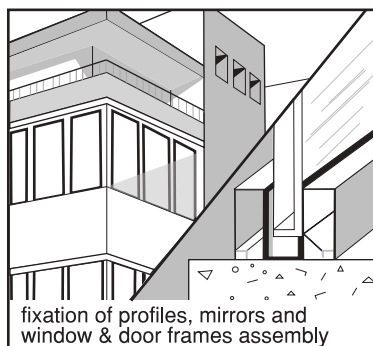
**Note:** Remove excess sealant from surface with knife or spatula. Depending on humidity and temperature, applied sealant is touch dry after approx. 20 - 40 minutes.

**⚠️ Protect from water exposure for at least 4 hours after application.**

### SECTIONAL DETAIL



### USES



### PACKAGING

300ml plastic cartridge

### STORAGE & SHELF LIFE

When stored in a cool dry place & in its original unopened packaging, ABC Silicone Sealant Glazing Grade will remain usable one year from date of manufacture.

### WARRANTY

Due to variety of applications, different working methods and the various properties of bases, we cannot assume responsibility or liability with regard to the application of our products. Our guarantee and liability are restricted to the quality of our products at the time of acceptance of the customer of such products. In no case shall our liability extend beyond replacement of defective products, if any, found at the time of acceptance. For all deliveries and services, our General Sales Condition including warranties stipulated for each case are valid.

