

COMPANY INFORMATION

ALLGEMEINE BAU - CHEMIE PHIL., INC.
Address: 10/F Asian Star Building, 2404 Asean Drive,
Filinvest City, Alabang, Muntinlupa City 1781 Philippines
Tel: (+63 2) 8426891 ■ Fax: (+63 2) 8427146 ■ info@abc.ph ■ www.abc.ph

PRODUCT NAME


ABC SANITARY GRADE SILICONE SEALANT

DESCRIPTION

ABC SILICONE SEALANT SANITARY GRADE is a room temperature vulcanizing (RTV) neutral cure sealant with outstanding adhesive strength. Its formulation with Bio-Tech system makes it resistant to mold and mildew. Sanitary Grade Sealant is suitable for indoor & outdoor application for various glazing, caulking, grouting or sealing all around bathrooms & kitchens.

ADVANTAGES

- ✓ High Modulus
- ✓ Non-slumping
- ✓ Superior adhesion
- ✓ Waterproof
- ✓ Air tight
- ✓ UV & Weather Resistant
- ✓ Permanently Elastic
- ✓ Anti-mold & mildew
- ✓ Anti-bacterial



COLOR

White

CLASSIFICATION STANDARD

- ✓ JIS A 5758 Japan International Standards
- ✓ JIS Z 2911 Japan International Standards

TECHNICAL DATA

TYPICAL UNCURED PROPERTIES Test Method: JIS A 1439

PROPERTIES	RESULTS
Consistency	Paste
Specific Gravity (23°C)	1.03
Extrudability (5°C) sec	5
Tack-Free Time (23°C) min	10
Slump	0

TYPICAL CURED PROPERTIES Test Method: JIS A 1439

PROPERTIES	RESULTS
50% Modulus MPa {kgfcm ² }	0.39 {4.0}
Max Tensile Strength MPa {kgfcm ² }	0.81 {8.3}
Elongation %	170

TEST CONDITIONS

Substrate :H-shaped, anodized aluminum
Primer :TOSPRIME D
Cure time :14 days at 23°C/50% relative humidity
:14 days at 30°C/50% relative humidity

SURFACE PREPARATION

The surface that will be in contact with the sealant must be clean, dry and free of paint & other contaminants such as dirt, dust, rust, loose material, oils and chemicals. Non-porous substrates should be cleaned with a solvent and a clean, dry lint-free cotton cloth. Remove residual solvent using a new cloth before it evaporates.

TIP: Protect surrounding areas with masking tape to ensure a clean and professional application. Remove tape before sealant dries. the tape before the sealant is dry.



APPLICATION

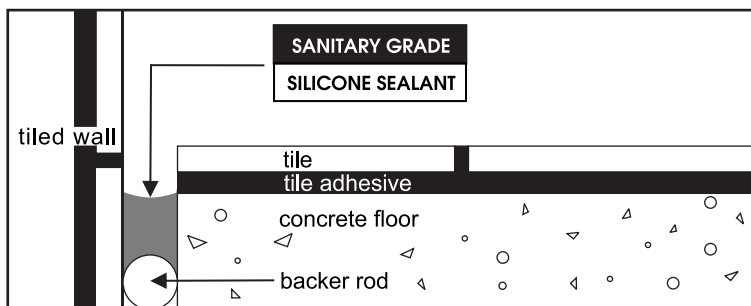
1. Use a standard caulk gun to dispense the sealant. Hold the caulk gun at a 45° angle while pulling the gun towards your self.
2. Tool immediately using a spatula or wet your finger with soapy water to further push the sealant into the gap, to smoothen out the seam and to ensure proper bonding. Sealant will begin to skin on the exposed surface after 20 - 40 minutes and curing will progress inward.

TIP: For very deep joints, insert a foam backer rod prior to sealant application. This will lessen the sealant's consumption by controlling its depth.

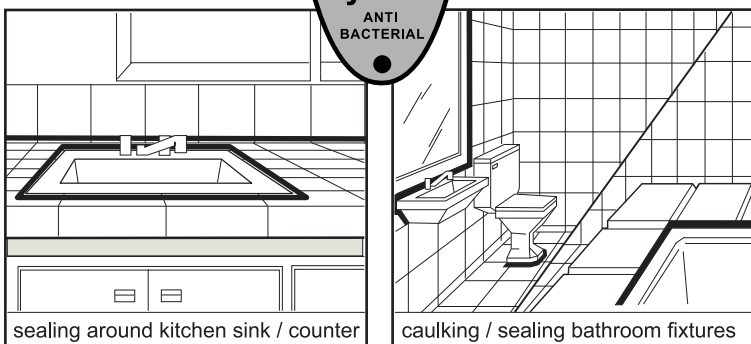
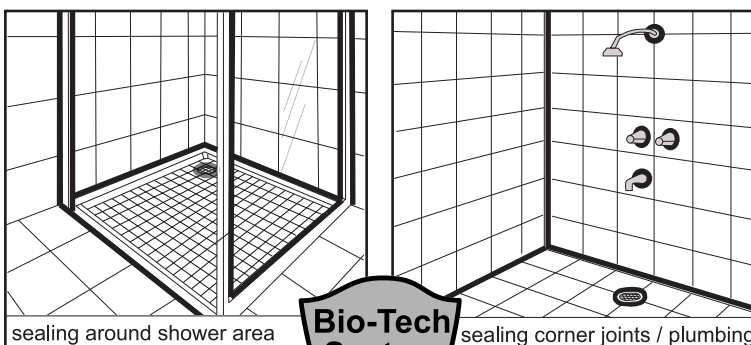
Note: Remove excess sealant from surface with knife or spatula. Depending on humidity and temperature, applied sealant is touch dry after approx. 20 - 40 minutes.

⚠️ Protect from water exposure for at least 4 hours after application.

SECTIONAL DETAIL



USES



PACKAGING

300ml plastic cartridge

STORAGE & SHELF LIFE

When stored in a cool dry place & in its original unopened packaging, ABC Silicone Sealant Sanitary Grade will remain usable one year from date of manufacture.

WARRANTY

Due to variety of applications, different working methods and the various properties of bases, we cannot assume responsibility or liability with regard to the application of our products. Our guarantee and liability are restricted to the quality of our products at the time of acceptance of the customer of such products. In no case shall our liability extend beyond replacement of defective products, if any, found at the time of acceptance. For all deliveries and services, our General Sales Condition including warranties stipulated for each case are valid.

