

COMPANY INFORMATION

ALLGEMEINE BAU - CHEMIE PHIL., INC.
Address: 10/F Asian Star Building, 2404 Asean Drive,
Filinvest City, Alabang, Muntinlupa City 1781 Philippines
Tel: (+63 2) 8426891 ■ Fax: (+63 2) 8427146 ■ info@abc.ph ■ www.abc.ph

PRODUCT NAME

ABC CONSTRUCTION GRADE SILICONE SEALANT

DESCRIPTION

ABC SILICONE SEALANT CONSTRUCTION GRADE is a room temperature vulcanizing (RTV) neutral cure sealant. It has superior high & low temperature resistance, water resistance and outstanding weatherability. With its outstanding adhesive strength, Construction Grade Sealant is suitable for a wide range of building materials such as concrete, metal, glass, PVC, plastic, wood and polycarbonates.

ADVANTAGES

- ✓ 100% Silicone
- ✓ Non-corrosive
- ✓ High Modulus
- ✓ Non-slumping
- ✓ Strong adhesion
- ✓ Low Shrinkage
- ✓ Odorless
- ✓ Waterproof
- ✓ Air tight
- ✓ UV & Weather Resistant
- ✓ Permanently Elastic
- ✓ Superior High & Low Temperature Resistance



COLORS

■ Clear ■ White ■ Light Gray ■ Gray ■ Silver ■ Black ■ Brown

CLASSIFICATION STANDARD

- ✓ JIS A 1439 (JP) Japan International Standards
- ✓ JIS K 6249 (JP) Japan International Standards
- ✓ ASTM C 749 (USA) American Standards of Testing Materials.

TECHNICAL DATA

TYPICAL UNCURED PROPERTIES

PROPERTIES	RESULTS
Consistency	Paste
Slump (w=20mm) "mm	0
Tack - free time (23°C) "min	6
Curing time (t=5mm, 20°C/55%RH) days	2


TYPICAL CURED PROPERTIES

PROPERTIES	RESULTS
Appearance	Elastic rubber
Hardness (Type A) "2	27
Tensile Strength "2 MPa	1.8
Elongation "2 %	350
Peel Strength "3 % kN/m	2.9
UV resistance "3	Excellent

Test Method *1: JIS A 1439 *2: JIS K 6249 *3: ASTM C 794
Typical property data values should not be used as specifications.

SURFACE PREPARATION

The surface that will be in contact with the sealant must be clean, dry and free of paint & other contaminants such as dirt, dust, rust, loose material, oils and chemicals. Non-porous substrates should be cleaned with a solvent and a clean, dry lint-free cotton cloth. Remove residual solvent using a new cloth before it evaporates.

 **TIP:** Protect surrounding areas with masking tape to ensure a clean and professional application. Remove tape before sealant dries.



APPLICATION

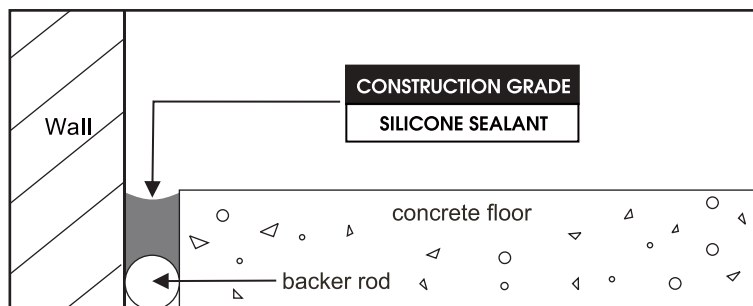
1. Use a standard caulk gun to dispense the sealant. Hold the caulk gun at a 45° angle while pulling the gun towards your self.
2. Tool immediately using a spatula or wet your finger with soapy water to further push the sealant into the gap, to smoothen out the seam and to ensure proper bonding. Sealant will begin to skin on the exposed surface after 20 - 40 minutes and curing will progress inward.

 **TIP:** For very deep joints, insert a foam backer rod prior to sealant application. This will lessen the sealant's consumption by controlling its depth.

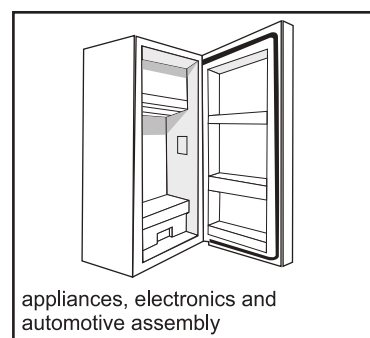
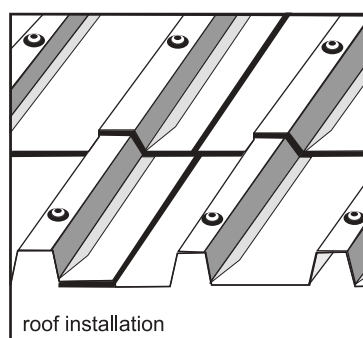
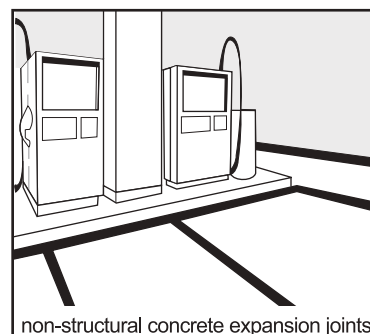
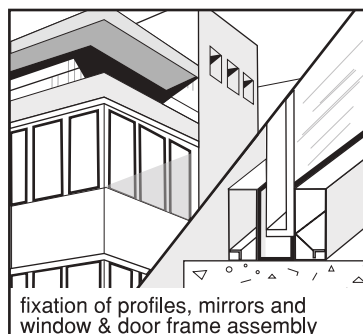
Note: Remove excess sealant from surface with knife or spatula. Depending on humidity and temperature, applied sealant is touch dry after approx. 20 - 40 minutes.

 **Protect from water exposure for at least 4 hours after application.**

SECTIONAL DETAIL



USES



PACKAGING

300ml plastic cartridge

STORAGE & SHELF LIFE

When stored in a cool dry place & in its original unopened packaging, ABC Silicone Sealant Construction Grade will remain usable one year from date of manufacture.

WARRANTY

Due to variety of applications, different working methods and the various properties of bases, we cannot assume responsibility or liability with regard to the application of our products. Our guarantee and liability are restricted to the quality of our products at the time of acceptance of the customer of such products. In no case shall our liability extend beyond replacement of defective products, if any, found at the time of acceptance. For all deliveries and services, our General Sales Condition including warranties stipulated for each case are valid.

