

COMPANY INFORMATION

ALLGEMEINE BAU - CHEMIE PHIL., INC.
Address: 10/F Asian Star Building, 2404 Asean Drive,
Filinvest City, Alabang, Muntinlupa City 1781 Philippines
Tel: (+63 2) 88426891 ■ Fax: (+63 2) 88427146 ■ info@abc.ph ■ www.abc.ph

PRODUCT NAME

ABC FLOOR HARDENER

PRODUCT DESCRIPTION

ABC FLOOR HARDENER is a concrete hardener composed of graded copper slags (quartz aggregates) and special chemical additives. It strengthens concrete surfaces to make it extremely resistant to abrasion, while protecting the surface from gas, oil and chemical attacks. Its non-skid and anti-slip characteristics ensure safety & durability for concrete floors.

THE ABC FLOOR HARDENER ADVANTAGE

- ✓ Abrasion resistant
- ✓ Impact resistant
- ✓ Skid/slip resistant
- ✓ Water resistant
- ✓ Chemical resistant
- ✓ Ready to use
- ✓ Easy maintenance
- ✓ Stronger floor



COLOR

- Red
- Gray
- Brown
- Green
- Black

CLASSIFICATION STANDARD

- ✓ ACI 302.1R-89 (USA) American Concrete Institute
- ✓ ASTM C779 (USA) American Society for Testing & Materials
- ✓ ASTM C109 (USA) American Society for Testing & Materials

TECHNICAL DATA



PARAMETER	RESULT	
Compressive Strength*	7 days	18 N/mm ²
	14 days	24 N/mm ²
	28 days	30 N/mm ²

* tested by Philippine Geo Analytics, Inc. (PGA)

COVERAGE

Light Traffic	3 kg/m ²
Moderate Traffic	4 kg/m ²
Heavy Traffic	5 kg/m ²

TOOLS NEEDED

Mason's trowel for broadcasting the powder	Steel trowel or wooden float for finishing the surface
	


SURFACE PREPARATION

Ensure that the proper concrete placement was followed in the preparation of the floor slab. Using a wooden float, smoothen the concrete mixture to achieve an even and dense surface.

APPLICATION GUIDE

1. Application


ABC FLOOR HARDENER is applied in two stages on the concrete surface. The first application should occur when the concrete is damp and compact enough that aggregates do not sink into concrete mortar. Use a trowel to compact the first layer. Spread ABC Floor Hardener evenly on the surface area. Apply the second layer when the substrate is similarly damp as in the first application.



broadcasting

2. Finishing

Smoothen the applied area with a steel trowel taking extra care to ensure that metal aggregates do not build up on surface area. Once it hardens, trowel the applied area again in a sweeping circular motion to produce slight ridges for a perfect, non-slip finish.



finishing

APPLICATION AREAS



warehouse / factory



mechanical & power room



car park



driving & loading ramp

PACKAGING

25 kg multilayer paperbag

STORAGE & SHELF LIFE

When stored in a cool dry place & in its original unopened packaging, ABC Floor Hardener will remain usable one year from date of manufacture.

WARRANTY

Due to variety of applications, different working methods and the various properties of bases, we cannot assume responsibility or liability with regard to the application of our products. Our guarantee and liability are restricted to the quality of our products at the time of acceptance of the customer of such products. In no case shall our liability extend beyond replacement of defective products, if any, found at the time of acceptance. For all deliveries and services, our General Sales Condition including warranties stipulated for each case are valid.