

COMPANY INFORMATION

ALLGEMEINE BAU - CHEMIE PHIL., INC.
Address: 10/F Asian Star Building, 2404 Asean Drive,
Filinvest City, Alabang, Muntinlupa City 1781 Philippines
Tel: (+63 2) 88426891 ■ Fax: (+63 2) 88427146 ■ info@abc.ph ■ www.abc.ph

PRODUCT NAME

FIRESTOP SEALANT

PRODUCT DESCRIPTION

FIRESTOP SEALANT is a paintable, water-based, flexible acrylic joint and penetration sealant. It is specially formulated with high firestop solid components to effectively fill ducting openings, pipes and jambs where fire, smoke, toxic gasses and water may pass through. Prevent the spread of smoke and fire by using FIRESTOP SEALANT. Flames need oxygen to spread. Filling unwanted gaps with FIRESTOP SEALANT enables you to starve the flames from oxygen, which results in a delay of up to four hours. It is good to have added protection which FIRESTOP SEALANT can give, so your family can safely sleep at night.

THE FIRESTOP SEALANT ADVANTAGE

- ✓ Intumescent
- ✓ Fire Resistant
- ✓ 4 hours Fire Rating
- ✓ Paintable
- ✓ Flexible
- ✓ Non-Toxic
- ✓ Non-staining
- ✓ Water based
- ✓ Superior adhesion
- ✓ Non-corrosive
- ✓ Non-slumping



COLOR

White

CLASSIFICATION STANDARD

- ✓ EN BS476 part 20:1987 (EN) European Standard

TECHNICAL DATA

PROPERTIES	RESULTS
Viscosity at 23 °C	1,000 Pa.s
pH	8 - 9
Density	1.67 g/ml
Odor	Mild Latex
Solid Contents	approx. 80%
In Service Temperature	- 20°C to +90°C
Integrity*	260 minutes
Insulation*	140 minutes
Skinning Time	30 minutes
Appearance/Odor	paste/mild latex
Water Resistance	Excellent after 24 hours**

*Tested by TUV Singapore. *

**Not intended for constant or permanent water immersion.

Note: Results shown are typical and reflect test procedures used. Actual field performance will depend on installation method and site conditions.

SURFACE PREPARATION

The surface must be thoroughly cleaned with a suitable solvent such as alcohol, xylene, or methyl ethyl ketone (MEK). Make sure the surface is dry, clean and free from paint & contaminants such as dirt, dust, loose material, oils & chemicals. For polycarbonate and acrylic resin, n-hexane should be used in order to prevent solvent-cracking.

TIP: Use masking tape for best result and a perfectly straight application line. Apply the tape protecting both sides of the gap to be sealed. Remove the tape before the sealant is dry.

APPLICATION GUIDE

1. Application

a. Use a standard caulking gun to dispense the sealant. Tool immediately, within 5 minutes of application, with a spatula to spread the sealant against the back-up material and joint surfaces. Sealant will begin to skin on the exposed surface in about 10 minutes and cure will progress inward.

Note: The use of a caulking gun ensures even distribution for a professional finish.


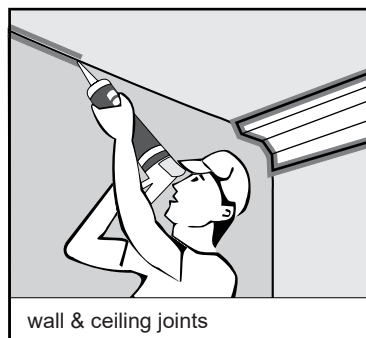
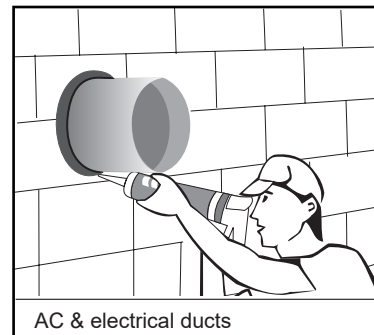
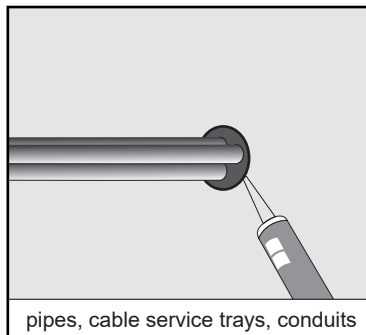
TIP: Hold the sealant gun at an angle of 45° while pulling the gun towards yourself. Find the right working speed to properly fill the necessary gaps.

b. For areas with deep surfaces: Ensure the sealant is in contact with both sides of joints and gaps. Use foam backer rods to establish good bonding at the sides and to control the depth of the sealant.

2. Finishing

Wet your finger with soapy water to smoothen out the silicone sealant seam. The soap prevents the sealant from sticking to your finger. Remove any excess sealant from surface with knife or spatula. Depending on humidity & temperature, applied sealant is touch dry approx. 30 minutes and can be painted over after 24 hours. *Note: Protect from water exposure for at least 4 hours after application.*

APPLICATION AREAS



PACKAGING

300ml plastic cartridge

STORAGE & SHELF LIFE

When stored in a cool dry place & in its original unopened packaging, Firestop Sealant will remain usable one year from date of manufacture.

WARRANTY

Due to variety of applications, different working methods and the various properties of bases, we cannot assume responsibility or liability with regard to the application of our products. Our guarantee and liability are restricted to the quality of our products at the time of acceptance of the customer of such products. In no case shall our liability extend beyond replacement of defective products, if any, found at the time of acceptance. For all deliveries and services, our General Sales Condition including warranties stipulated for each case are valid.