

REDIFIX Tile Adhesive Additive

COMPANY INFORMATION

ALLGEMEINE BAU - CHEMIE PHIL., INC.
 Address: 10/F Asian Star Building, 2404 Asean Drive,
 Filinvest City, Alabang, Muntinlupa City 1781 Philippines
 Tel: (+63 2) 88426891 ■ Fax: (+63 2) 88427146 ■ info@abc.ph ■ www.abc.ph

PRODUCT NAME


REDIFIX Tile Adhesive Additive

PRODUCT DESCRIPTION

REDIFIX Tile Adhesive Additive is an acrylic based polymer additive to ABC Tile Adhesive. It makes indoor & outdoor non-concrete tile installations possible such as tile-over-tile, tiling on wood, metal, gypsum & fiber cement board and marble & granolithic flooring. Redifix adds flexibility without compromising the adhesive's bonding strength.

THE REDIFIX ADVANTAGE

- ✓ Extra Strong
- ✓ Extra Flexible
- ✓ High Shear Strength
- ✓ Thermal Deformability
- ✓ Tiling on Non-concrete substrates



CLASSIFICATION STANDARD

- ✓ ANSI A118.4 (USA) American National Standards Institute

SURFACE PREPARATION

The surface must be fully cured, structurally stable, level, even, clean and free from paint & contaminants such as dirt, dust, loose material, oils and chemicals. **The use of a level bar is essential to ensure levelness and / or plumbness of the surface.** For painted surfaces, acid etch or abrade paint to ensure proper bonding.

APPLICATION GUIDE


Follow the easy **REDIFIX 2-STEP METHOD** for strong tile adhesion on non-concrete surfaces:

Caution: Use only non-absorptive materials as mixing base (plastic pail or G.I. sheets). If absorptive materials such as plywood, wooden box, gypsum board, fiber cement board or cardboard is used, it will affect the chemical properties of the product, which can result in bonding failure and poor product performance.

1. REDIFIX AS SLURRY


The slurry provides a rough surface enabling tile adhesive to adhere to non-concrete surfaces.

Step 1: REDIFIX as Slurry



Coverage **Approx. 8 - 9 m²** Consumption depends on tile size & adhesive application thickness, which is dependent on substrate condition.

Stir the mixture thoroughly. Apply the slurry on to the back of the tile (especially large format tiles) and/or on non-concrete surface using a stiff bristle brush before tile installation. Pot life: 4 hours. Let application dry for at least 4 hours before tile installation. For best results, especially on smooth surfaces, let dry overnight.



2. REDIFIX TILE ADHESIVE MODIFIER

Non - concrete tile installations require extra flexibility to resist substrate or structural movements due to thermal deformation & vibrations. Redifix modified tile adhesive makes tile installations more flexible to be able to adapt to different substrate conditions.


Step 2: REDIFIX as Tile Adhesive Modifier



Coverage **Approx. 8m²** Consumption depends on tile size & adhesive application thickness, which is dependent on substrate condition.

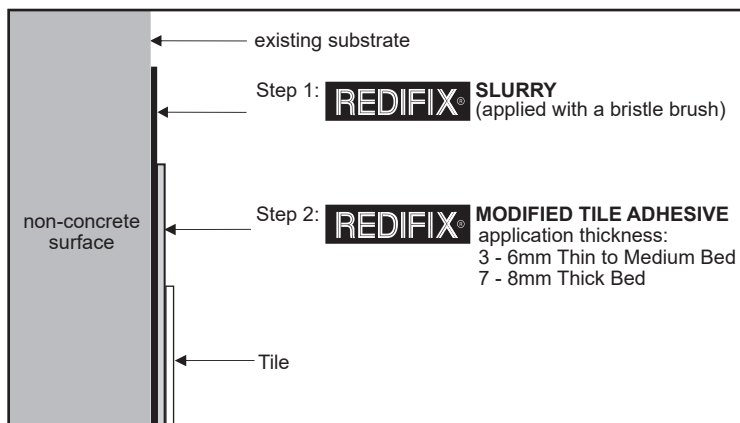
Caution: Redifix modified Tile Adhesive has a very short open time. It is very important to observe open time & pot life. Once the open time has lapsed, the product will harden and will lose its adhesion strength. Once mixed, apply immediately Redifix modified tile adhesive using a notched trowel and install tiles right away.

Note: Refer to ABC Tile Adhesive packaging or technical leaflet for proper Tile Installation instructions.



For tile installations on non-concrete surfaces use REDIFIX as Slurry and Redifix as Tile Adhesive Modifier. (See Redifix technical data sheet for more details.)

SECTIONAL DETAIL



PACKAGING

1L plastic pouch & 4L plastic container

STORAGE & SHELF LIFE

When stored in a cool dry place & in its original unopened packaging, Redifix Tile Adhesive Additive will remain usable one year from date of manufacture.

WARRANTY

Due to variety of applications, different working methods and the various properties of bases, we cannot assume responsibility or liability with regard to the application of our products. Our guarantee and liability are restricted to the quality of our products at the time of acceptance of the customer of such products. In no case shall our liability extend beyond replacement of defective products, if any, found at the time of acceptance. For all deliveries and services, our General Sales Condition including warranties stipulated for each case are valid.