

AQUASHIELD PLUS Flexible Waterproofing

COMPANY INFORMATION

ALLGEMEINE BAU - CHEMIE PHIL., INC.
 Address: 10/F Asian Star Building, 2404 Asean Drive,
 Filinvest City, Alabang, Muntinlupa City 1781 Philippines
 Tel: (+63 2) 88426891 ■ Fax: (+63 2) 88427146 ■ info@abc.ph ■ www.abc.ph

PRODUCT NAME

AQUASHIELD PLUS Flexible Waterproofing

PRODUCT DESCRIPTION

AQUASHIELD PLUS is a flexible cementitious waterproofing compound formulated for use over concrete surfaces. Its two component system utilizes a blend of cementitious materials and the latest advancements in polymer latex technology. This highly effective waterproofing is flexible, non-toxic and very easy to apply.

- Swimming pool, shower area, watertank, firewall, roof deck, floor slabs above and below ground, CHB wall, gutter, plant box, etc.
- Indoor and outdoor concrete surfaces where water, moisture or condensation is a problem.
- Also suitable for minor crack sealing, repair works and for long term protection against seepages, leaks and water penetration.

THE ABC TILE ADHESIVE ADVANTAGE

- ✓ Stays Flexible
- ✓ Superior Bonding
- ✓ Time Saving
- ✓ Fast & Easy
- ✓ Non-Toxic
- ✓ Eco-friendly



CLASSIFICATION STANDARD

- ✓ ASTM D412 (USA) American Society for Testing and Materials
- ✓ ASTM D4541 (USA) American Society for Testing and Materials
- ✓ ASTM D836 (USA) American Society for Testing and Materials
- ✓ ASTM E96 (USA) American Society for Testing and Materials
- ✓ PNS ISO 13007-5:2016 (PH) Philippine National Standards International Organization for Standardization

SURFACE PREPARATION

The surface must be fully cured, structurally stable, clean & free from paint & contaminants. Depending on the orientation of the application area, the surface must be leveled for horizontal surfaces or upright/plumb for vertical surfaces. **Plastering of CHB walls must be done prior to Aquashield Plus application.** In areas with continuous water seepage, use Aquaplug Hydraulic Cement to instantly stop the penetration of water prior to application of Aquashield Plus.

Dampen surface area well to kill suction and prevent the waterproofing coat from drying out that can result to premature curing. **During hot and windy conditions, moisten the substrate thoroughly.**

APPLICATION GUIDE

1. Mixing

In a clean plastic pail, pour Aquashield Plus liquid (component A) & slowly add the powder (component B). Stir to attain a smooth and lump-free consistency.


MIXING RATIO		Pot Life
9L (liquid) Component A	+ 27kg (powder) Component B	1 hour

Caution: Use only non-absorptive materials as mixing base (plastic pail or G.I. sheets). If absorptive materials such as plywood, wooden box, gypsum board, fiber cement board or cardboard is used, it will affect the chemical properties of the product, which can result in bonding failure and poor product performance.

2. Application

Use a stiff bristle brush to apply Aquashield Plus cementitious waterproofing. It must be applied with a **minimum of 2 coats** where each coat is applied in a different direction (**horizontal & vertical**) to form a weave like layer ensuring full surface coverage and no pinholes. Wait 4 - 6 hours before applying the second coat. If a third coat is required, observe the same time interval and procedure prior to application. In cases where water seepages or infiltration is heavy, 3 - 4 coats are recommended. Aquashield Plus must cure for at least 3 days depending on application area, weather and site conditions before any further finishing.

For areas exposed to direct sunlight (e.g. roof deck) cover Aquashield Plus with a damp cloth or plastic sheet to prevent premature curing.



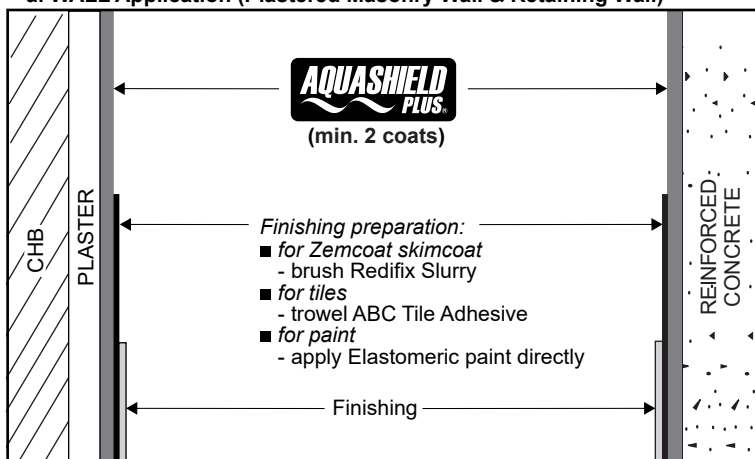
3. Finishing

Any waterproofing membrane must be protected with further finishing against possible damage. Preparations must be done respectively prior to any of the following finishing choices:

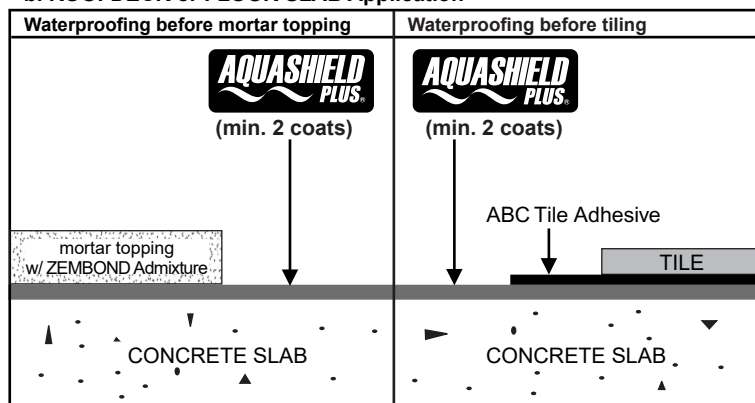
- **Mortar Topping** - Apply mortar topping with Zembond admixture.
- **Zemcoat Skimcoat** (thin plastering) - Prior to skimcoat, apply Redifix slurry. The slurry needs to rest for at least 4 hours or overnight before skimcoat application.
- **Tile Installation** - apply ABC Tile Adhesive directly on top of fully cured Aquashield.
- **Elastomeric Paint** - paint directly on top of fully cured Aquashield.

SECTIONAL DETAIL

a. WALL Application (Plastered Masonry Wall & Retaining Wall)



b. ROOFDECK or FLOOR SLAB Application



COVERAGE

	4.5kg set	1.5m ² (at 2 coats)
	36kg set	12m ² (at 2 coats)

PACKAGING

4.5 kg set and 36 kg set (each set contains 2 components - liquid & powder)

STORAGE & SHELF LIFE

When stored in a cool dry place & in its original unopened packaging, Aquashield Plus will remain usable one year from date of manufacture.

WARRANTY

Due to variety of applications, different working methods and the various properties of bases, we cannot assume responsibility or liability with regard to the application of our products. Our guarantee and liability are restricted to the quality of our products at the time of acceptance of the customer of such products. In no case shall our liability extend beyond replacement of defective products, if any, found at the time of acceptance. For all deliveries and services, our General Sales Condition including warranties stipulated for each case are valid.