

## MANUFACTURER

ALLGEMEINE BAU - CHEMIE PHIL., INC.  
Address: 10th Floor Asian Star Building, 2404 Asean Drive,  
Filinvest Corporate City, Alabang, Muntinlupa City 1781 Philippines  
Tel: (+63 2) 8426891 ■ Fax: (+63 2) 8427146 ■ info@abc.ph ■ www.abc.ph

## PRODUCT NAME


ABC POLYURETHANE SEALANT

## PRODUCT DESCRIPTION

ABC POLYURETHANE SEALANT is one component, low modulus, elastomeric architectural and construction joint sealant. It can be used as expansion and connecting joints in building construction, perimeter sealing of window & door frames, sealing architectural joints such as granite facade & precast concrete and in tile installations, specifically for large format tiles.

## THE ABC POLYURETHANE SEALANT ADVANTAGE

- ✓ 100% Polyurethane
- ✓ Non-corrosive
- ✓ Superior adhesion
- ✓ Low modulus
- ✓ Permanently elastic
- ✓ Waterproof
- ✓ UV & Weather resistant
- ✓ Stain resistant
- ✓ Non-slumping
- ✓ Low shrinkage
- ✓ Paintable

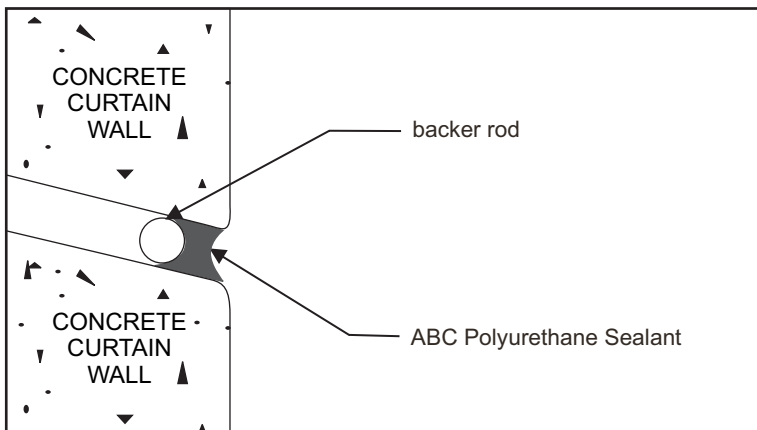


## CLASSIFICATION STANDARD

- ✓ ASTM C920 type S (USA) American Society for Testing and Materials
- ✓ TT-S-230 USASI Specification A116.1-1967 (USA) American National Standards Institute

## TECHNICAL DATA

Specific Gravity	1.10 g/ml
Shore A	(15 +/- 5)
Skin forming time	approx. 2 hours
Cure time 23°C	7-8
E - modulus 100%	0.17 N/mm <sup>2</sup>
Elongation at break	approx. 400%
Tensile strength	0.28 N/mm <sup>2</sup>
Admissible joint movement	25%
Temperature Resistance	- 40°C to 80°C



## SURFACE PREPARATION

The surface must be fully cured & structurally stable. Make sure the surface is dry, clean and free from contaminants such as dirt, dust, loose material, oils and chemicals.

**TIP:** Use masking tape for best result and a perfectly straight application line. Apply the tape protecting both sides of the gap to be sealed. Remove the tape before the sealant is dry.

## APPLICATION GUIDE

### 1. Application

- a. Use a sausage gun to dispense the sealant.  
*Note: The use of a sausage gun ensures even distribution for a professional finish.*


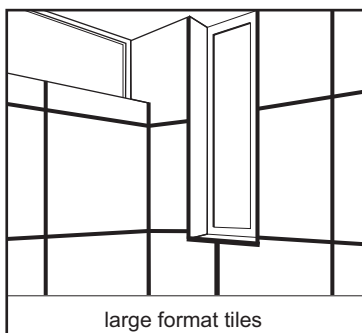
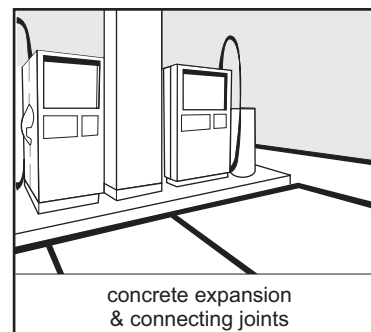
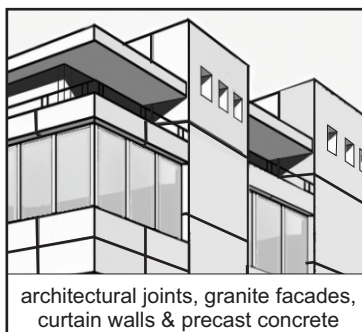
**TIP:** Hold the sealant gun at an angle of 45° while pulling the gun towards yourself. Find the right working speed to properly fill the necessary gaps.

- b. Ensure the sealant is in contact with both sides of joints and gaps. Use foam backer rods to establish good bonding at the sides and to control the depth of the sealant.

### 2. Finishing

Remove excess sealant and tool with flat knife. Depending on humidity & temperature, applied sealant is touch dry after 30 minutes and can be sanded and painted over after 24 hours. *Note: Protect from water exposure for at least 4 hours after application.*

## USES & APPLICATION AREAS



## PACKAGING

600ml sausage

## STORAGE & SHELF LIFE

Store in a cool dry place. ABC Polyurethane Sealant will remain usable one year from date of manufacture.

## WARRANTY

Due to variety of applications, different working methods and the various properties of bases, we cannot assume responsibility or liability with regard to the application of our products. Our guarantee and liability are restricted to the quality of our products at the time of acceptance of the customer of such products. In no case shall our liability extend beyond replacement of defective products, if any, found at the time of acceptance. For all deliveries and services, our General Sales Condition including warranties stipulated for each case are valid.

